



HOW TO DISPOSE A USED SANITARY PAD




REMOVE THE PAD BY GRIPPING A CLEAN EDGE BETWEEN YOUR FINGERS AND PEELING IT OFF YOUR UNDERWEAR.



ROLL THE PAD SO THAT THE ADHESIVE SIDE IS ON THE OUTSIDE AND THE SOILED PART IS ON THE INSIDE.



UNWRAP THE NEW PAD AND USE THE WRAPPER TO HOLD YOUR OLD PAD.



THROW OUT YOUR PAD IN THE TRASH - NEVER, EVER FLUSH IT DOWN THE TOILET.



WASH YOUR HANDS AFTER